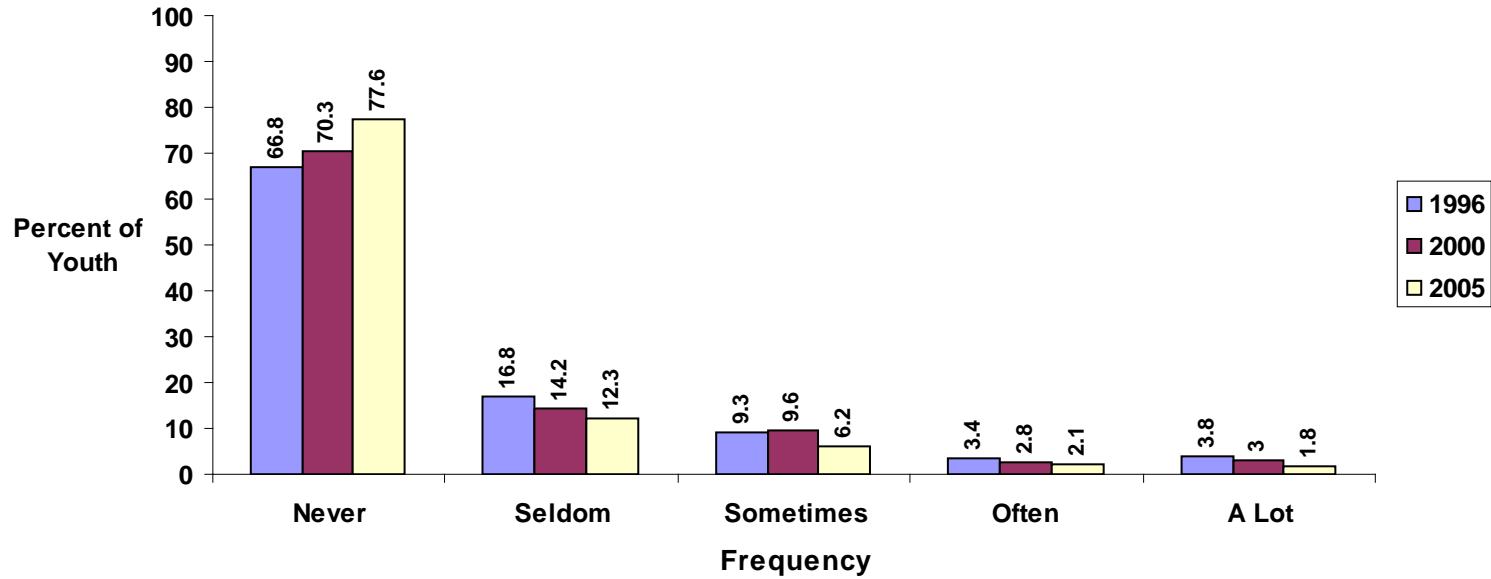


Suicide

Youth Who Have Thought About Committing Suicide



Source: PRIDE Survey

What the numbers and other information told us:

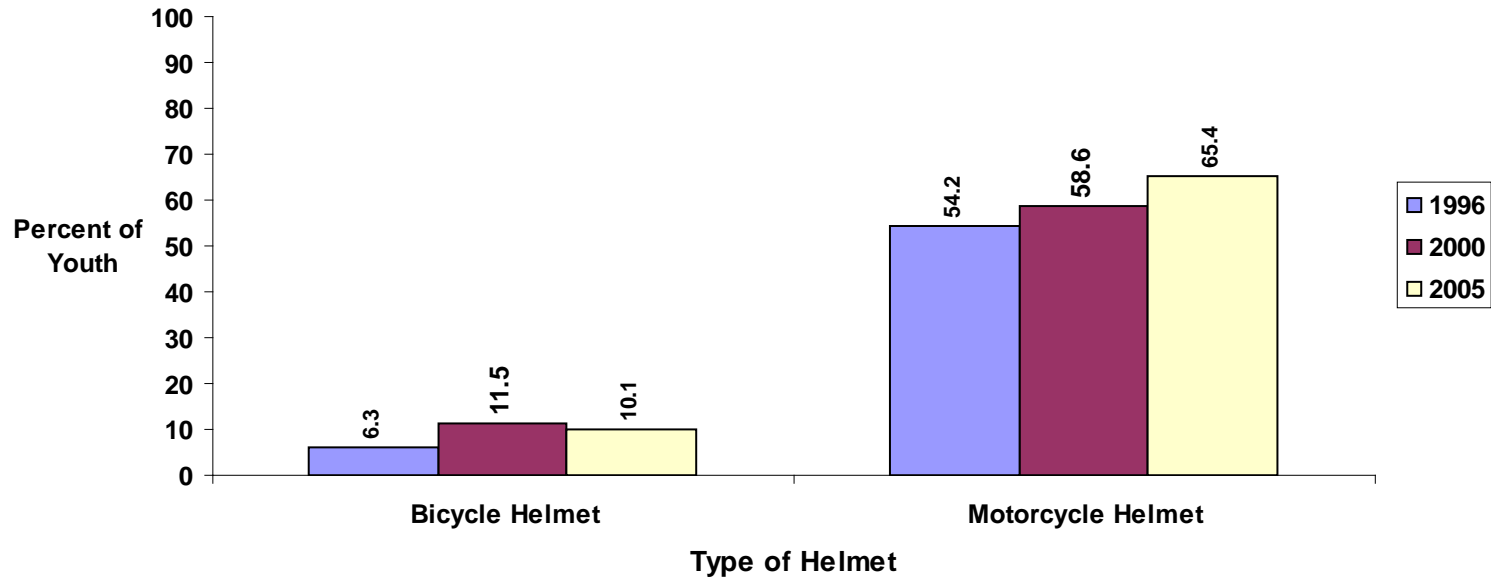
22.4% of youth have considered committing suicide, which continues a decreasing trend since 1996.

1 out of 10 youth have seriously considered suicide, compared to 1 out of 7 in 2000.

Of youth who have considered committing suicide often or a lot (3.9% of youth), 41.7% report using alcohol, 20% report using marijuana, 5% report using cocaine, and 5% report using crystal meth. However, of youth who do not consider committing suicide often or a lot, 34.9% use alcohol, 15.1% use marijuana, 3% use cocaine, and 3.2% use crystal meth.

Safety

Youth Who Always Wear a Helmet When Riding a Bicycle or Motorcycle



Source: PRIDE Survey

What the numbers and other information told us:

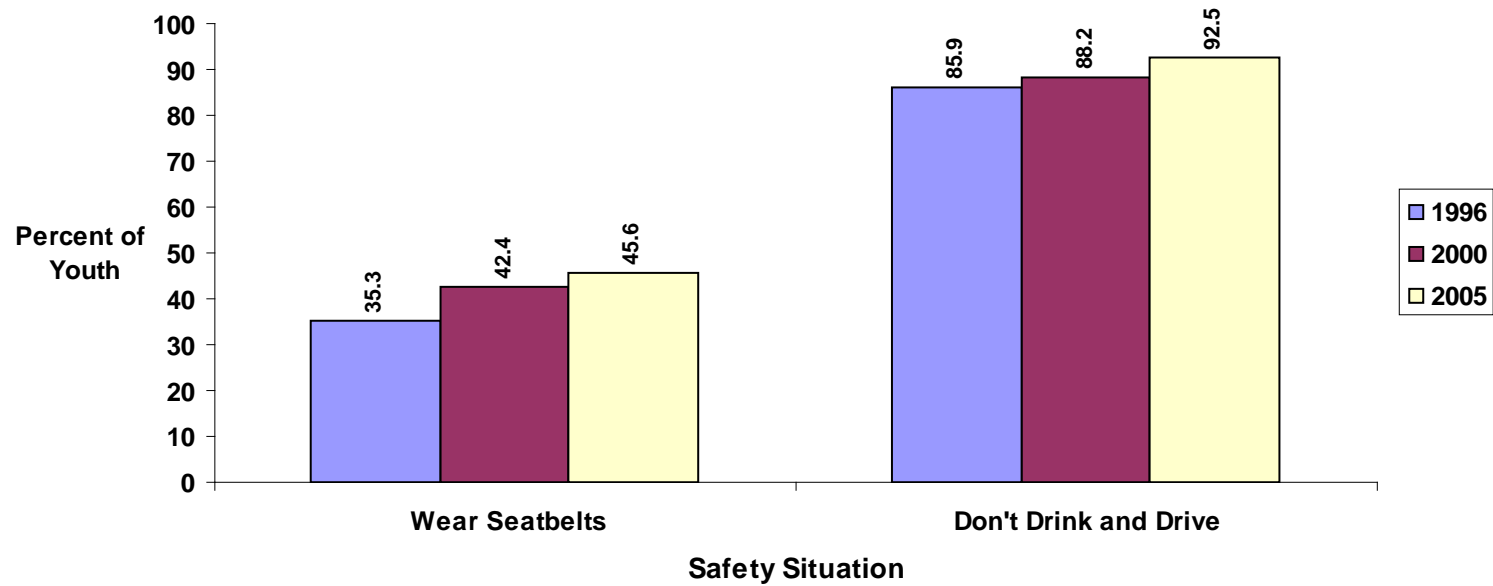
73% of youth who ride a bicycle report that they never or rarely wear a bicycle helmet.

Of the youth who reported riding their bikes 40 or more times in the past 12 months (18%), 75.5% reported that they never or rarely wear a bicycle helmet.

32.2% of youth have been on a motorcycle in the past 12 months; 12.4% of those youth never wore a helmet.

Safety

Youth Who Always Wear Seatbelts and Never Drink and Drive



Source: Rockingham County/Harrisonburg Youth Survey

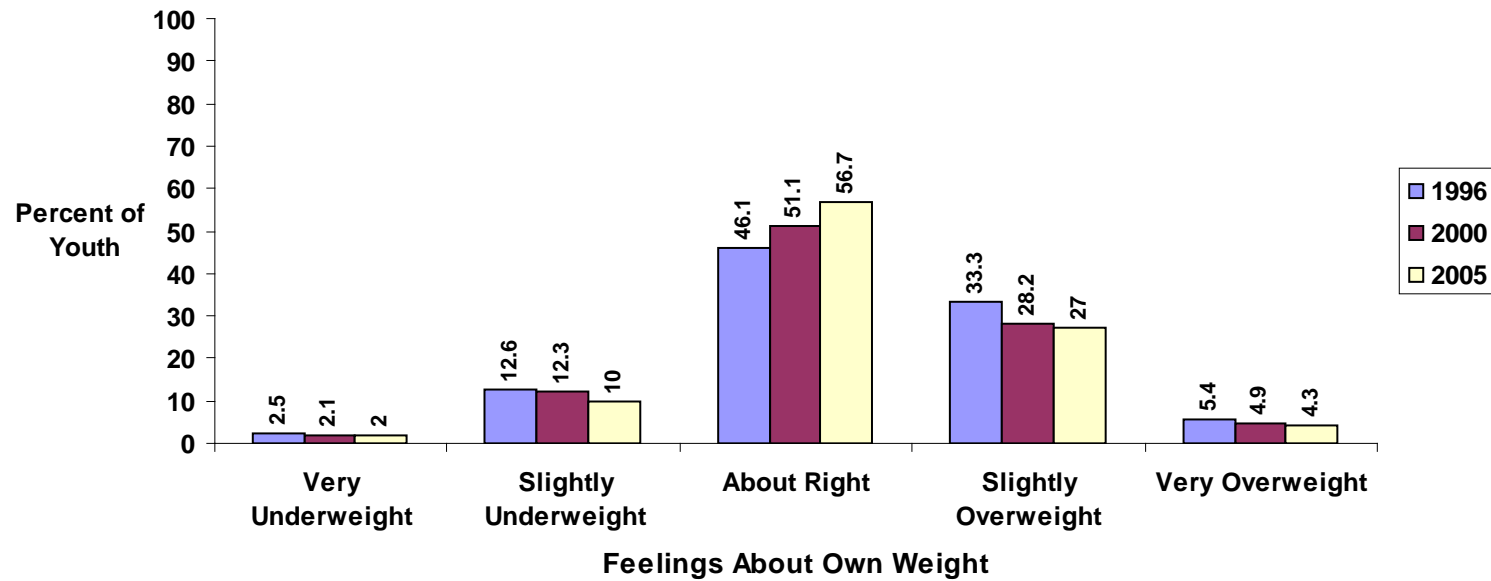
What the numbers and other information told us:

Of the youth who are legally old enough to drive, 87.3% reported to never drink and drive.

Of the youth who reported to drink and drive, 34.5% of them were not legally old enough to drive a car.

Health

Self-Report of Weight



Source: Rockingham County/Harrisonburg Youth Survey

What the numbers and other information told us:

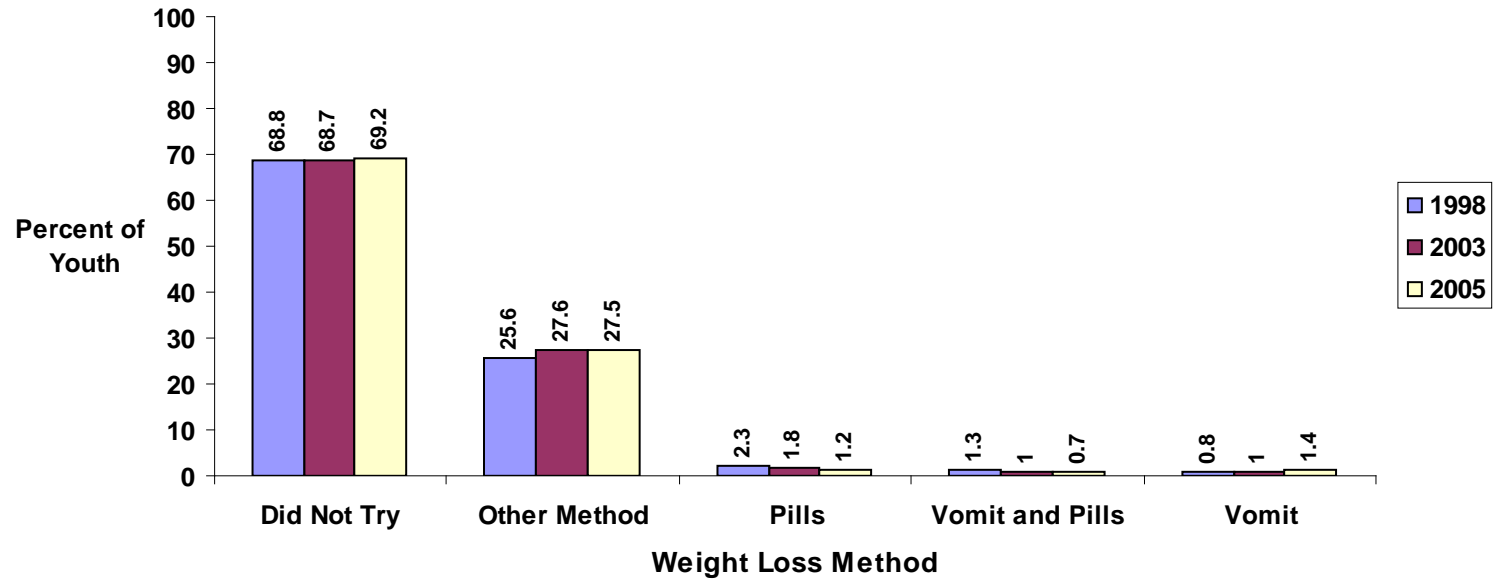
31.3% of youth report they are overweight, while 12% report they are underweight.

In a day, 62.8% of youth report they eat fruit, 34.7% eat green salad, and 51.1% eat cooked vegetables.

From 2000, there is an 11% increase in the youth who feel that their weight is about right.

Health

Weight Loss Methods



Source: Rockingham County/Harrisonburg Youth Survey

What the numbers and other information told us:

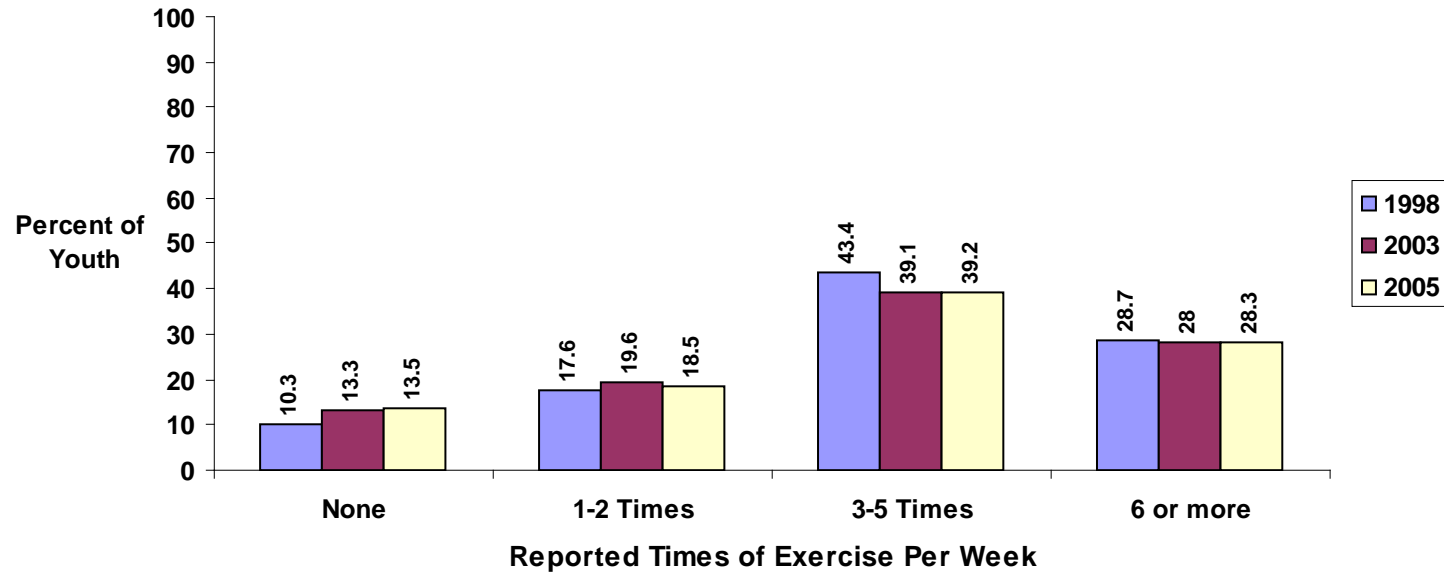
30.8% of youth are using some method to lose or keep from gaining weight.

58.4% of youth trying to lose weight or keep from gaining weight view themselves as being overweight. Of those who view themselves as underweight, 4.5% are using weight loss methods.

Of youth who report being overweight (31.3% of youth), 40.3% report using alcohol, 19.5% report using marijuana, 4.1% report using cocaine, and 4.6% report using crystal meth. However, of youth who do report being overweight, 33.3% use alcohol, 13.8% use marijuana, 2.6% use cocaine, and 2.8% use crystal meth.

Health

Youth Who Exercise



Source: Rockingham County/Harrisonburg Youth Survey

What the numbers and other information told us:

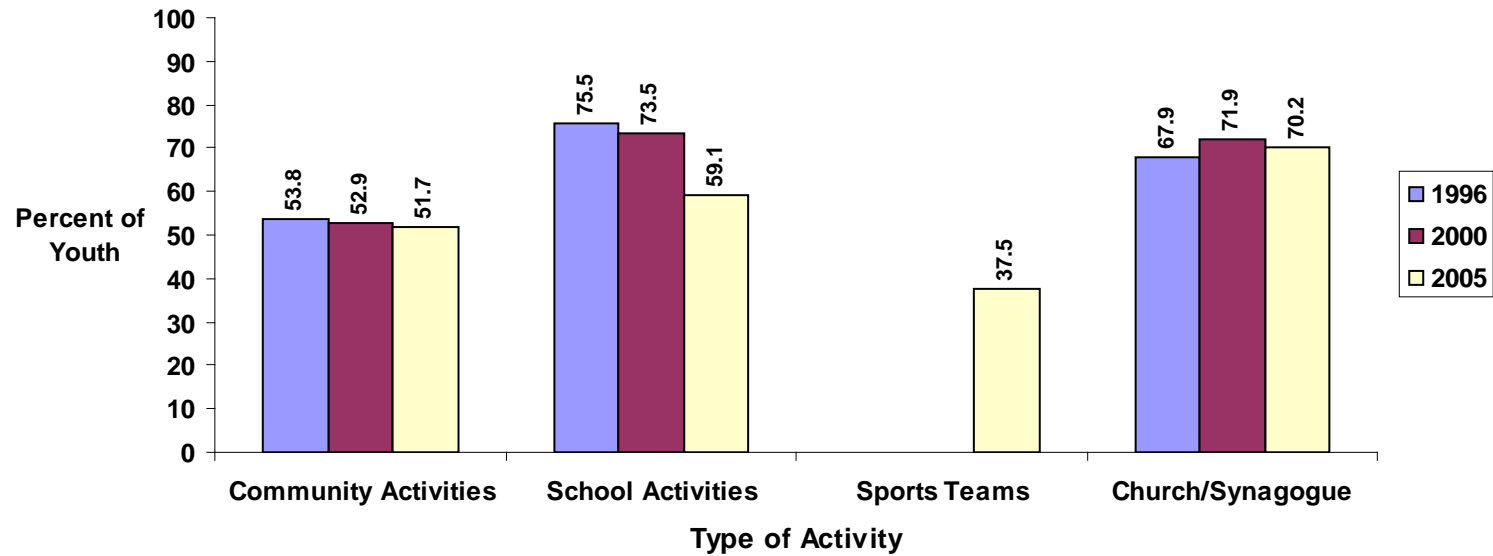
67.5% of our youth exercise 3 or more times a week, a slight increase from 2003 (67.1%)

86.5% of youth report exercising at least once per week.

29.9% of youth who report they are very overweight never exercise during the week, while another 29.9% of very overweight youth exercise 6 or more times week. The distributions of exercise for the other weight groups are similar to the above graph.

Health

Youth Who Participate Sometimes, Often, or A Lot in Activities



Source: PRIDE Survey

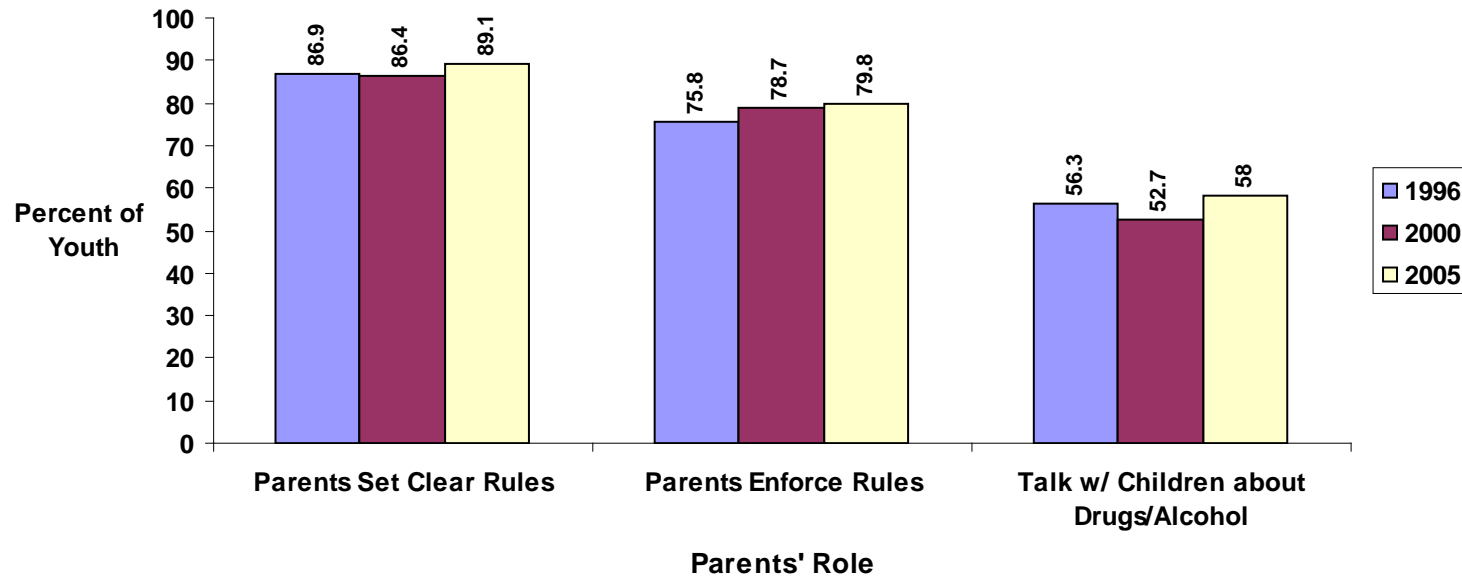
What the numbers and other information told us:

Youth participation in both community activities and church/synagogue activities has decreased since 2000.

The sharp decrease in school activity participation is likely due to PRIDE splitting the question about School Activities into School Activities (clubs, band, or theater) and Sports Teams for the 2005 survey. The percentage of students on sports teams is included for this most recent year.

Health

Youth Whose Parents Set and Enforce Rules and Talk with Their Children about Drugs and Alcohol Sometimes, Often, or A Lot



Source: PRIDE Survey

What the numbers and other information told us:

The majority of parents set clear rules (89.1%) but not all of them enforce those rules (79.8%).

Parents who talk with their children about drugs and alcohol have shown a 10% increase since 2000.