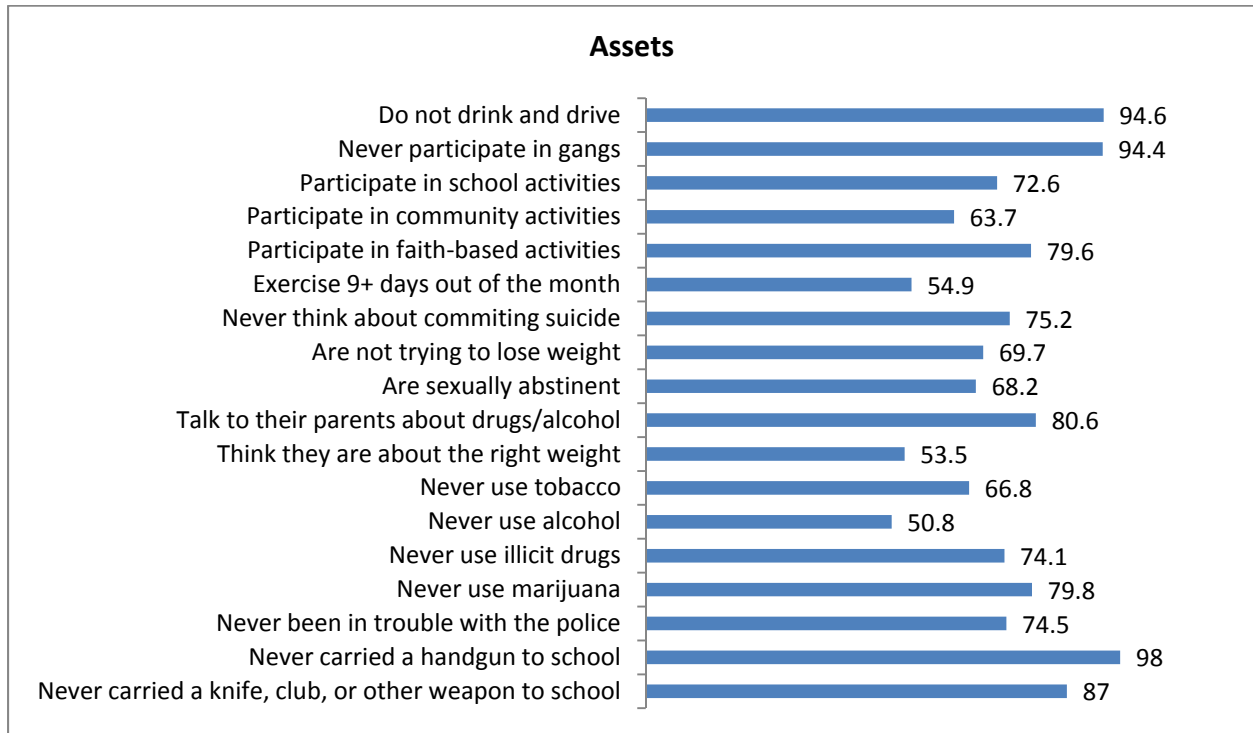


# Quick Facts on Our Youth 2009



## Risk Factors

### Sexual Activity

Of sexually active youth (31.8%)  
 15.9% - Use Condoms  
 4.4% - Use no method  
 3.3% - Use withdrawal  
 6.6% - Use birth control  
 1.7% - Use birth control shot

### Tobacco Use

9.5% - Daily  
 15.1% - Weekly  
 19.3% - Monthly  
 33.2% - Annually

### Alcohol Use

1.8% - Daily  
 10.4% - Weekly  
 23.1% - Monthly  
 49.2% - Annually

### Illicit Drug Use

4.3% - Daily  
 9.9% - Weekly  
 14.4% - Monthly  
 25.9% Annually

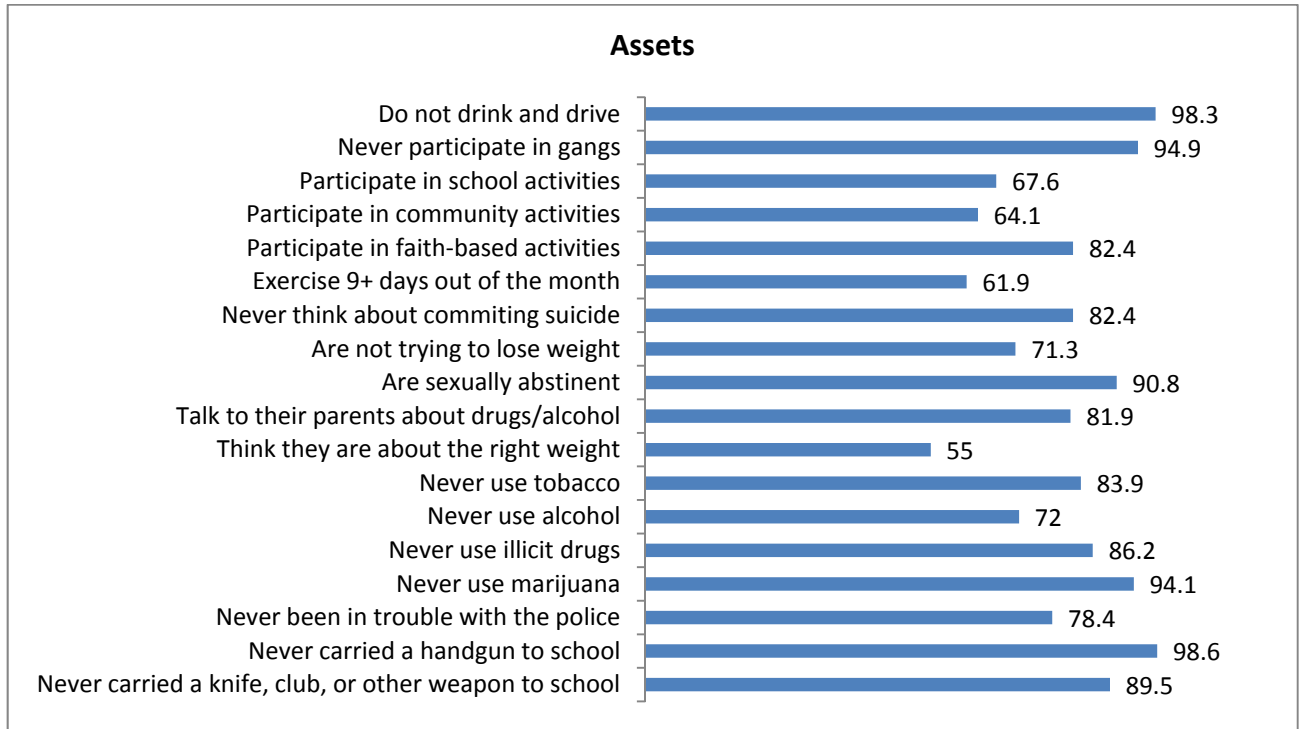
### Gang Activity

1.0% - Participate a lot  
 0.8% - Often  
 1.3% - Sometimes  
 2.6% - Seldom

### Dangerous Weight Loss

1.8% - Vomit  
 1.2% - Use Pills  
 0.6% - Both Vomiting and Pills

# Quick Facts on Our 8<sup>th</sup> Graders 2009



## Risk Factors

### Sexual Activity

Of sexually active 8<sup>th</sup> Graders (9.2% of total)

- 5% - Use condoms
- 2.2% - Use no method
- .7% - Use withdrawal
- 1.3% - Use birth control
- 0% - Use birth control shot

### Tobacco Use

- 2.9% - Daily
- 6.5% - Weekly
- 8.5% - Monthly
- 16.1% - Annually

### Alcohol Use

- 0.6% - Daily
- 3.1% - Weekly
- 9.0% - Monthly
- 28% - Annually

### Illicit Drug Use

- 1.9% - Daily
- 3.4% - Weekly
- 5.3% - Monthly
- 13.8% - Annually

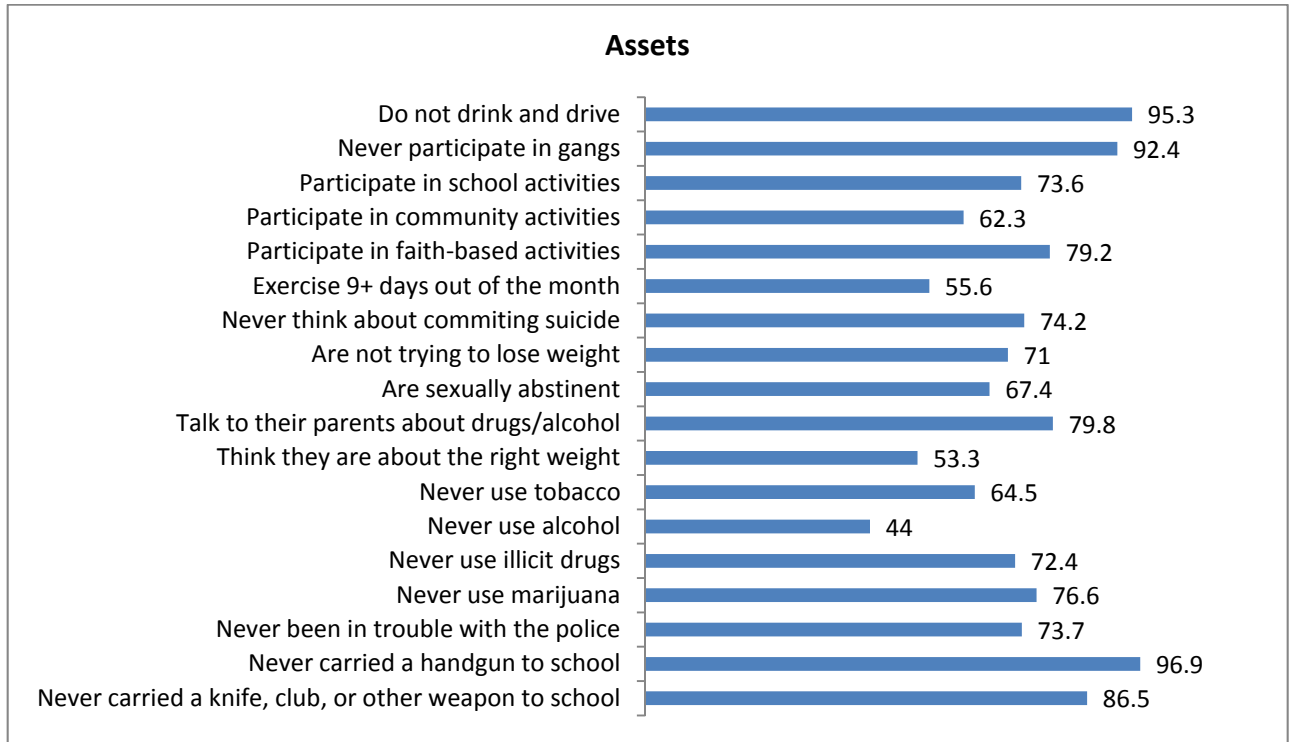
### Gang Activity

- 1.1% - Participate a lot
- 0.9% - Often
- 1.2% - Sometimes
- 1.9% - Seldom

### Dangerous Weight Loss

- 1.4% - Vomit
- 0.3% - Use Pills
- 0.5% - Both Vomiting and Pills

# Quick Facts on Our 10<sup>th</sup> Graders 2009



## Risk Factors

### Sexual Activity

Of sexually active 10<sup>th</sup> graders (32.6% of total)

- 17.6% - Use condoms
- 4.5% - Use no method
- 4% - Use withdrawal
- 5.4% - Use birth control pill
- 1% - Use birth control shot

### Tobacco Use

- 9.2% - Daily
- 15.5% - Weekly
- 19.8% - Monthly
- 3.5% - Annual

### Alcohol Use

- 1.8% - Daily
- 11.9% - Weekly
- 26.6% - Monthly
- 56%- Annual

### Illicit Drug Use

- 4.1% - Daily
- 10.1% - Weekly
- 14.5% - Monthly
- 27.6% - Annual

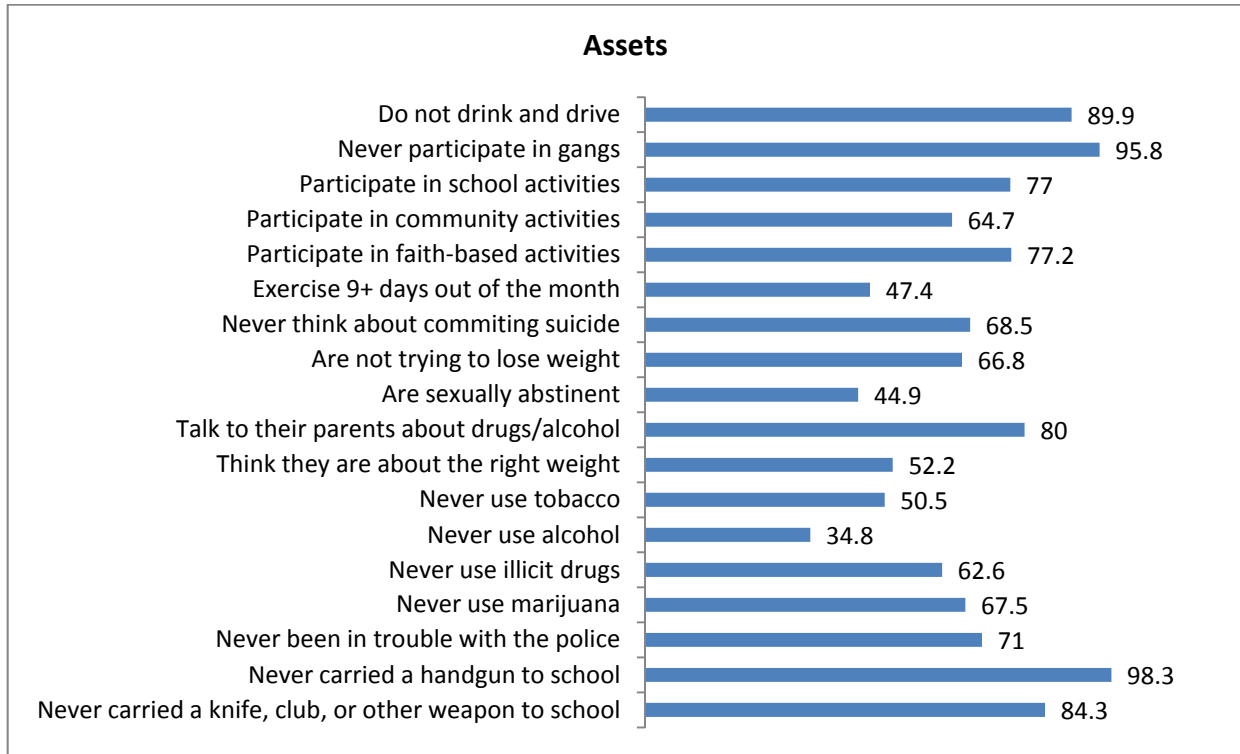
### Gang Activity

- 1% - Participate a lot
- 1.4% -Often
- 1.4% - Sometimes
- 3.7%-Seldom

### Dangerous Weight Loss

- 2% -Vomit
- 1.5% - Use Pills
- .3% - Both Vomiting and Pills

# Quick Facts on Our 12<sup>th</sup> Graders 2009



## Risk Factors

### Sexual Activity

Of sexually active 12<sup>th</sup> graders (55.1% of total)  
 25.9% - Use condoms  
 6.4% - Use no method  
 5.6% - Use withdrawal  
 13.2% - Use birth control pill  
 4% - Use birth control shot

### Tobacco Use

17% - Daily  
 24.1% - Weekly  
 30.6% - Monthly  
 49.5% - Annual

### Alcohol Use

3% -Daily  
 16.8% - Weekly  
 34.7% -Monthly  
 65.2% -Annually

### Illicit Drug Use

7.2% - Daily  
 16.7% - Weekly  
 24.1% - Monthly  
 37.4% - Annual

### Gang Activity

.8% - Participate a lot  
 0% - Often  
 1.2% - Sometimes  
 2.2% - Seldom

### Dangerous Weight Loss

1.8% - Vomit  
 1.8% - Use Pills  
 .8% - Both Vomiting and Pills